

# WHISPER

medical carts



**UNPARALLELED  
WHISPER-QUIET  
AND HYGIENIC  
FEATURES**



Model  
WC333369BLU-L

- Whisper-Quiet Rolling Convenience
- Available in 5- or 6-Drawer Models
- Four Colors: Red, Blue, Yellow, and White
- Numerous Optional Accessories Available
- Front Faces of Drawers Snap Off/On for Easy Cleaning



Model  
WC333669RED

# WHISPER

medical carts



## 360-DEGREE ROTATION FOR TIGHT CORNERS



Model  
WC333369RED-L

- Soft-close drawers glide shut for superior convenience
- Keyed or EMG breakaway central lock secures all drawers at the same time
- Push handle with user-friendly design
- Whisper-quiet rolling convenience
- Hygienic wipe-down drawer design that is completely sealed with no exposed seams
- Colors available for ER (red), Anesthesiology (blue), Isolation (yellow), and General Purpose (white) departments
- ABS countertop surface is easy to clean
- Balanced design will not topple over
- Quality aluminum cart body construction
- ABS bumpers on each of the 4 corners
- Drawer Dimensions: 22 in W x 16 in D / 55.9 cm W x 40.6 cm D
- Cart Dimensions: 27.8 in W x 23.0 in D x 42.3 in H (without guide handle) / 70.6 cm W x 58.4 cm D x 107.4 cm H (without guide handle)



### Removable Drawer Fronts

The front faces of all Whisper cart drawers quickly snap off and back on with one click to allow easy wipeout cleaning for optimal disinfection. Additionally, this unique feature allows you to change the colors of drawer facades.



### Versatile Wheel Locks

The Whisper carts feature 2 parking locks and 1 directional steering lock on the wheels. The 5-inch-diameter wheels are built to last under heavy-duty clinical daily use. ABS bumpers protect all four corners of the carts.



### Multiple Accessories Available

The Whisper series features a number of accessories available (like these drawer dividers) or you may purchase a fully-loaded cart pre-stocked with typical accessories needed for ER or Anesthesiology departments.



**EMERGENCY ROOM CARTS**



**5-Drawer Cart**  
**Model:** WC33669RED  
**Description:** White Frame with (5) Red 3"/3"/6"/6"/9" Drawers with EMG Lock  
**Shipping Wt:** 197 lb



**5-Drawer Cart**  
**Model:** WC33669RED-L  
**Description:** White Frame Loaded Cart with (5) Red 3"/3"/6"/6"/9" Drawers with EMG Lock  
**Included Accessories:** IV pole, defibrillator shelf, cardiac board, oxygen tank holder, sharps container holder, and two accessory rails  
**Shipping Wt:** Cart: 197 lb  
 Accessory Box: 22 lb



**6-Drawer Cart**  
**Model:** WC333369RED  
**Description:** White Frame with (6) Red 3"/3"/3"/3"/6"/9" Drawers with EMG Lock  
**Shipping Wt:** 197 lb



**6-Drawer Cart**  
**Model:** WC333369RED-L  
**Description:** White Frame Loaded Cart with (6) Red 3"/3"/3"/3"/6"/9" Drawers with EMG Lock  
**Included Accessories:** IV pole, defibrillator shelf, cardiac board, oxygen tank holder, sharps container holder, and two accessory rails  
**Shipping Wt:** Cart: 197 lb  
 Accessory Box: 22 lb

**GENERAL PURPOSE / UTILITY CARTS**



**5-Drawer Cart**  
**Model:** WC33669WHT  
**Description:** White Frame with (5) White 3"/3"/6"/6"/9" Drawers with Keyed Lock  
**Shipping Wt:** 197 lb



**6-Drawer Cart**  
**Model:** WC333369WHT  
**Description:** White Frame with (6) White 3"/3"/3"/3"/6"/9" Drawers with Keyed Lock  
**Shipping Wt:** 197 lb

**ANESTHESIOLOGY CARTS**



**5-Drawer Cart**  
**Model:** WC33669BLU  
**Description:** White Frame with (5) Blue 3"/3"/6"/6"/9" Drawers with Keyed Lock  
**Shipping Wt:** 197 lb



**5-Drawer Cart**  
**Model:** WC33669BLU-L  
**Description:** White Frame Loaded Cart with (5) Blue 3"/3"/6"/6"/9" Drawers with Keyed Lock  
**Included Accessories:** sharps container holder, 12-bin organizer with accessory bridge, catheter holder, waste bin, and two accessory rails  
**Shipping Wt:** Cart: 197 lb  
 Accessory Box: 18 lb



**6-Drawer Cart**  
**Model:** WC333369BLU  
**Description:** White Frame with (6) Blue 3"/3"/3"/3"/6"/9" Drawers with Keyed Lock  
**Shipping Wt:** 197 lb



**6-Drawer Cart**  
**Model:** WC333369BLU-L  
**Description:** White Frame Loaded Cart with (6) Blue 3"/3"/3"/3"/6"/9" Drawers with Keyed Lock  
**Included Accessories:** sharps container holder, 12-bin organizer with accessory bridge, catheter holder, waste bin, and two accessory rails  
**Shipping Wt:** Cart: 197 lb  
 Accessory Box: 18 lb

**ISOLATION MEDICAL CARTS**



**5-Drawer Cart**  
**Model:** WC33669YEL  
**Description:** White Frame with (5) Yellow 3"/3"/6"/6"/9" Drawers with Keyed Lock  
**Shipping Wt:** 197 lb



**6-Drawer Cart**  
**Model:** WC333369YEL  
**Description:** White Frame with (6) Yellow 3"/3"/3"/3"/6"/9" Drawers with Keyed Lock  
**Shipping Wt:** 197 lb

**ER LOADED CART ACCESSORIES**



**Model:** CAIP  
**Description:** Chrome IV Pole  
**Dimensions:** 12.1 in W x 1.5 in D x 27.6 in H (46.3 in H fully extended) / 30.7 cm W x 3.8 cm D x 70.1 cm H (117.6 cm H fully extended)  
**Shipping Wt:** 4 lb



**Model:** CADS  
**Description:** Aluminum Defibrillator Shelf  
**Dimensions:** 13.1 in W (16.4 in W fully extended) x 13.3 in D x 16.1 in H (26 in H fully extended) / 33.3 cm W (41.7 cm W fully extended) x 33.8 cm D x 40.9 cm H (66 cm H fully extended)  
**Shipping Wt:** 6 lb



**Model:** CACB  
**Description:** Clear Acrylic Cardiac Board with Handle  
**Dimensions:** 17.3 in W x 0.3 in D x 20.1 in H / 43.9 cm W x 0.8 cm D x 51.1 cm H  
**Shipping Wt:** 7 lb



**Model:** CAWCOH  
**Description:** Oxygen Tank Holder with Accessory Rail  
**Dimensions:** 5.8 in W x 4.9 in D x 15.9 in H / 14.7 cm W x 12.4 cm D x 40.4 cm H  
**Shipping Wt:** 4 lb

**ER AND ANESTHESIOLOGY LOADED CART ACCESSORY**



**Model:** CAWCDCS  
**Description:** Metal Sharps Container Holder w/Accessory Rail  
**Dimensions:** 11.0 in W x 5.5 in D x 6.4 in H / 27.9 cm W x 14.0 cm D x 16.3 cm H  
**Shipping Wt:** 2 lb

**ANESTHESIOLOGY LOADED CART ACCESSORIES**



**Model:** CAB12  
**Description:** 12-Bin Organizer with Accessory Bridge  
**Dimensions:** 23.6 in W x 3.3 in D x 9.8 in H / 60 cm W x 8.4 cm D x 24.9 cm H  
**Shipping Wt:** 6 lb PLUS 2 lb for accessory bridge









**Model:** CAWCCH  
**Description:** Catheter Holder with Accessory Rail  
**Dimensions:** 4.0 in W x 4.6 in D x 18.9 in H / 10.2 cm W x 11.7 cm D x 48 cm H  
**Shipping Wt:** 2 lb



**Model:** CAWCWB  
**Description:** Waste Bin With Accessory Rail  
**Dimensions:** 10.4 in W x 7.0 in D x 17.3 in H / 26.4 cm W x 17.8 cm D x 43.9 cm H  
**Shipping Wt:** 4 lb

## ADDITIONAL WHISPER CART ACCESSORIES

	<p><b>Model:</b> CAB05  <b>Description:</b> 5-Bin Organizer with Accessory Bridge  <b>Dimensions:</b> 23.5 in W x 4.8 in D x 5.9 in H / 59.7 cm W x 12.2 cm D x 15 cm H  <b>Shipping Wt:</b> 5 lb PLUS 2 lb for accessory bridge</p>		<p><b>Model:</b> CAWCGD  <b>Description:</b> Glove Dispenser with Accessory Rail  <b>Dimensions:</b> 10.5 in W x 4.5 in D x 5.3 in H / 26.7 cm W x 11.4 cm D x 13.5 cm H  <b>Shipping Wt:</b> 2 lb</p>
	<p><b>Model:</b> CAPS  <b>Description:</b> 50 Red Plastic Seals, Individually Numbered  <b>Shipping Wt:</b> 1 lb</p>		<p><b>Model:</b> CAWCDS3  <b>Description:</b> Cart Divider Set for 3" Drawer, Includes 3 short and 3 long dividers for 16 compartment capability  <b>Shipping Wt:</b> 2 lb</p>
			<p><b>Model:</b> CAWCMB  <b>Description:</b> Multi-Storage Bin With Accessory Rail  <b>Dimensions:</b> 13.1 in W x 5.6 in D x 7.1 in H / 33.3 cm W x 14.2 cm D x 18 cm H  <b>Shipping Wt:</b> 3 lb</p>
			<p><b>Model:</b> CAWCDS6  <b>Description:</b> Cart Divider Set for 6" Drawer, Includes 2 short and 2 long dividers for 9 compartment capability  <b>Shipping Wt:</b> 2 lb</p>

### CUSTOM CARTS:

If you don't see a standard medical cart model in this brochure that suits your application, DETECTO can custom build it for your clinical facility. One of our representatives will be happy to discuss your particular needs, and we can provide medical carts built exactly to your specifications.



*Detecto Scale reserves the right to improve, enhance, or modify features and specifications without prior notice.*

DETECTO®

*www.Detecto.com*

203 E. Daugherty, Webb City, MO 64870 USA  
 Ph: 417-673-4631 or 1-800-641-2008 Fax: 417-673-5001

Mobile: [m.detecto.com](http://m.detecto.com)

SOLD BY: